

The art of seeing  
what others can't.



Handcrafted Loupes & Lights

**admetec**  
We've got your back



# We've got your back.

## Admetec handcrafted, custom-designed loupes, lights, and Flamingo

We specialize in creating solutions that are exceptionally lightweight, convenient to use, and ergonomic - enabling you to focus on being effective while we focus on your comfort.

Our handcrafted loupes, lights, and Flamingo are custom designed for YOU. To do so, we take into consideration your unique facial structure, working distance, style, and personal preferences. User-centered product design combined with high-quality materials and components is the foundation of Admetec excellence.

We offer 3 categories of TTL (through the lens) loupes: Galilean, Prismatic, and our revolutionary Ergonomic loupes.

Loupes and lights are like two pieces of a puzzle that belong together. With this in mind, we've developed a range of wired and cordless headlights that are designed to support various types of work.

Our most recent innovation is called Flamingo, an integrated Full HD camera and headlight for your loupes. Flamingo is unique in its ergonomic configuration and capabilities. This makes it user-friendly and ideal for teaching because it enables you to share, in real-time, what you're seeing, while you work.

## Galilean

Galilean loupes are extremely compact and lightweight while ensuring a wide field of view and excellent depth of field. Excellent for practitioners who want to see the big picture and don't necessarily need high magnification. Our Galilean loupes come in 3 magnifications.

**Designed specifically for your working distance, to the centimeter.**



**2.5x**

Working distance range  
30-60 cm

Weight  
51gr



**2.7x**

Working distance range  
30-60 cm

Weight  
43gr



**3.2x**

Working distance range  
30-60 cm

Weight  
43gr

## Prismatic

Prismatic loupes offer increased magnification without reduction in the field of view and a precise, edge-to-edge crystal clear, and color-true image. Our Prismatic loupes come in 3 magnifications.

**Designed specifically for your working distance, to the centimeter.**



**4.0x**

Working distance range  
35-55 cm

Weight  
58gr



**4.8x**

Working distance range  
35-55 cm

Weight  
59gr



**5.5x**

Working distance range  
35-55 cm

Weight  
60gr





admetec ergo

Your body wasn't designed  
to bend over patients  
for hours on end.

## The problem

**Static, often contorted positioning causes micro-traumas to muscles, joints, and ligaments - daily damage that increases faster than the body can heal.**

Over time, these slowly progressing injuries can develop into cumulative trauma disorder, resulting in chronic back and neck pain that impacts - and even cuts short - the careers of too many talented practitioners.

## Our solution

**Ergo loupes are the first truly ergonomic, custom-designed loupes that work with the body's biomechanical design rather than against it.**







Without Loupes



Regular Loupes



Ergo Loupes

# What are ergonomic loupes?

Ergonomics aims to eliminate the sources of discomfort and reduce the risk of injuries from work-related activities by adapting the work environment to the individual's needs.

Historically, every innovation in loupes was labeled “ergonomic” because it provided better working conditions. Unfortunately, reducing physical strain without eliminating the problem of harmful habitual working posture led practitioners to assume that completely solving the issue was impossible. Countless practitioners accepted bending, straining, contorting, and the resulting pain as a normal part of their work.

It doesn't have to be that way. It shouldn't be that way - that's why we developed Admetec Ergo.

The groundbreaking design of these loupes eliminates the need to compromise your health for the sake of patient care. Ergo loupes liberate you from the need to lean forward or gaze downward to see close. They enable practitioners to maintain a neutral upright position, eyes relaxed, looking straight ahead – the posture we naturally assume for most of our waking hours. This ergonomically correct working position significantly reduces strain on the back, neck, and eyes, protecting your health and career longevity.

Minimizing discomfort has the added benefit of enabling more efficient work and, in turn, higher-quality patient care.

Admetec customization ensures that each practitioner receives loupes crafted for their unique measurements, working distance, and personal style.

## Ergonomic loupes

Admetec Ergo comes in 6 magnifications.

Designed specifically for your working distance, to the centimeter.



3.0x

Working distance range  
35-70 cm

Weight  
51gr



4.0x

Working distance range  
35-70 cm

Weight  
52gr



5.0x

Working distance range  
35-70 cm

Weight  
53gr



6.0x

Working distance range  
35-70 cm

Weight  
53gr



7.5x

Working distance range  
40-70 cm

Weight  
54gr

The highest ergonomic magnification power available for the pinpoint accuracy you need.

## 10x magnification power

Working distance range  
40-70 cm

Weight  
58gr

Ergo prism technology developed by Admetec





Lightweight, Polycarbonate lenses for durability and a premium image



Ocular lenses from the Japanese world leader in glass lenses manufacturing, FUJITOK®

## Powerful lighting. Ultra-lightweight. Wireless.

Meet the Butterfly EVO, Admetec's cordless headlight series, featuring two models designed for optimal efficiency.

- 
**Lightweight**  
 Ergonomically designed to rest lightly on your loupes
- 
**Cordless**  
 Freedom of movement increases comfort and efficiency
- 
**User-friendly controls**  
 Simple operation with tap controls for ON/OFF and light intensity
- 
**Charging indicator display**  
 Always know your battery's charging status



## Butterfly<sup>evo</sup>

Butterfly combines effective lighting in an ultra-lightweight, easy-to-use, wireless configuration.

Intensity	Weight	Run time	Charge time
<b>35k LUX</b>	<b>24 gr</b>	<b>2 hrs</b>	<b>1.25 hrs</b>
Yellow filter	Batteries	Color temp	
<b>External filter</b>	<b>3 pcs</b>	<b>5,750K</b>	



## Butterfly-S<sup>evo</sup>

Butterfly-S provides stronger light intensity to enable work with higher magnifications.

Intensity	Weight	Run time	Charge time
<b>55k LUX</b>	<b>29.5 gr</b>	<b>2 hrs</b>	<b>1.5 hrs</b>
Yellow filter	Batteries	Color temp	
<b>External filter</b>	<b>3 pcs</b>	<b>5,750K</b>	







## Wired headlights



### Orchid

Intensity	Weight	Run time	Charge time
80k LUX	9 gr	6 hrs	2.5 hrs
Yellow filter	Batteries	Color temp	
External filter	2 pcs	5,750K	



### Orchid-F

Intensity	Weight	Run time	Charge time
80k LUX	9 gr	6 hrs	2.5 hrs
Yellow filter	Batteries	Color temp	
Built-in	2 pcs	5,750K	



### Orchid-E

Intensity	Weight	Run time	Charge time
150k LUX	14 gr	6 hrs	2.5 hrs
Yellow filter	Batteries	Color temp	
Built-in	2 pcs	5,750K	



### Orchid-S

Intensity	Weight	Run time	Charge time
220k LUX	14 gr	4 hrs	2.5 hrs
Yellow filter	Batteries	Color temp	
External filter	2 pcs	5,750K	



For further assistance choosing the best light for your loupes, we recommend consulting your sales representative and/or reviewing our online guide. [www.admetec.com/how-to-choose-headlight-for-loupes/](http://www.admetec.com/how-to-choose-headlight-for-loupes/)

# admetec flamingo

Integrated Full HD camera and headlight  
for your loupes.





Seeing inside a patient's mouth is difficult.  
It's even more difficult to share what you see with someone else.



Most people love documenting the things that matter to them. Passionate doctors have a number of reasons to want to record their work:



#### **It's super cool**

Flamingo enables easy documentation of what you are doing, while you do it. Flamingo makes it simple to clearly see your work and share it with others.

#### **Teaching tool**

Documenting your work makes it easier to teach techniques to colleagues and students. The ability to do so in real time turns explanations into demonstrations.

#### **Confidence building**

While your patients do not necessarily have the same fascination with what is happening inside their mouths as you do, the ability to show them their condition or explain work you did when questions arise helps build their confidence in you as their caregiver. It also positions your business as an expert leader on the cutting edge of technology.

## Flamingo features

### Wireless Camera & Headlight

Flamingo is highly effective due to its integration of powerful lighting (70K Lux) and a Full HD camera (1080p | 30fps). The integrated design ensures that the camera stays aligned with the illuminated area, recording a high-quality, correctly lit image without shadowing that occurs when the light source is on the overhead unit.

### Ultra-lightweight - just 19 grams!

As a manufacturer of loupes, we know that every gram matters. That's why we designed Flamingo to be an ultra-lightweight ergonomic extension of your loupes.

### Focus set at your unique working distance

We designed Flamingo with manual focus that, once set at your unique working distance, remains in focus because ergonomics matter. Auto-focus functionality would add extraneous weight and unpleasant disorientation, both of which cause physical strain and stress. The focus is set at your working distance once, before you begin working, and then you are good to go.

### Unrestricted movement

Admetec's PowerPack battery enables freedom of movement with just one cable. Flamingo comes with 2 batteries so you can charge one while using the other.

### Battery run time according to how you use Flamingo:

Only as a light source or as a camera: 8 hours

Camera and light: 4 hours

### Real-time broadcast via WiFi

Flamingo wireless transmission projects directly to the computer, turning explanations of what you are doing into live demonstrations for colleagues and students.

### Admetec proprietary software

Our software enables video editing, including taking quality screen captures, and automatic software updates.







## What style makes your heart sing?

You're still YOU while you are at work. That's why we made sure to provide a wide variety of frames that allow you to express your unique personality and work in comfort.



### Blues

-  Navy Blue
-  Bronze & Light Blue
-  Black
-  Pink







### Indie

-  Champagne
-  Orange Lava
-  Midnight Blue
-  Black






### Soul

-  Pink
-  Brown & Light Blue
-  Burgundy & Gold
-  Black







### Jazz

-  Red & Black
-  Orange & Black
-  Blue & Black



### Morritz of Sweden®

-  Red
-  Green
-  Blue
-  Black



### Progear®

-  Red & Metallic Brown
-  Deep Green & White
-  White & Blue
-  Black



### Bollé®

-  Gun Brown







## Convenient. Compact. Shockproof.

Your Admetec experience extends beyond working hours. What happens when you are not working with your loupes and light? Where do you put them? How do you protect and maintain them in good condition over time? If you work in more than one clinic, how do you take your loupes and light back and forth? That's why we designed convenient, compact, shockproof cases for each set of Admetec products.

### Butterfly (all models)

3 batteries | Charging pad and cable | Loupes | User Manual

---



### Orchid (all models)

2 PowerPacks | Charger | Loupes | User Manual

---

### Loupes

Lanyard | Microfiber cloth | User Manual

---



# Around the world, we've got your back.



Armenia

Australia

Belarus

Brazil

Cambodia

Canada

China

Cyprus

Czech Republic

France

Georgia

Germany

Greece

Hungary

India

Italy

Israel

Japan

Kazakhstan

Kenya

Kosovo

Latvia

Lithuania

Netherlands

New Zealand

Palestine

Philippines

Panama

Romania

Singapore

Slovakia

South Korea

Spain

Sweden

Switzerland

Taiwan

Thailand

Turkey

United States

Ukraine

Vietnam



Become a Distributor  
[www.admetec.com/contact-us/](http://www.admetec.com/contact-us/)

Seeing passion  
in the details





## We've got **your back.**

Admetec designs, develops, manufactures, and distributes handcrafted, custom-fitted magnifying loupes and LED headlamps as well as an integrated camera and headlight. We specialize in creating products that are exceptionally lightweight, convenient to use, and ergonomic – enabling you to focus on being effective while we focus on your comfort.

