

The art of seeing
what others can't.



Handcrafted Loupes, Lights & Camera

admetec
We've got your back



We've got your back.

Admetec handcrafted, custom-designed loupes, lights, and Camera

We specialize in creating solutions that are exceptionally lightweight, convenient to use, and ergonomic - enabling you to focus on being effective while we focus on your comfort.

Our handcrafted loupes, lights, and Camera are custom designed for YOU. To do so, we take into consideration your unique facial structure, working distance, style, and personal preferences. User-centered product design combined with high-quality materials and components is the foundation of Admetec excellence.

Galilean

Galilean loupes are extremely compact and lightweight while ensuring a wide field of view and excellent depth of field. Excellent for practitioners who want to see the big picture and don't necessarily need high magnification. Our Galilean loupes come in 3 magnifications.

Designed specifically for your working distance, to the centimeter.



2.5x

Working distance range
30-60 cm

Weight
51gr



2.7x

Working distance range
30-60 cm

Weight
43gr



3.2x

Working distance range
30-60 cm

Weight
43gr

Prismatic

Prismatic loupes offer increased magnification without reduction in the field of view and a precise, edge-to-edge crystal clear, and color-true image. Our Prismatic loupes come in 3 magnifications.

Designed specifically for your working distance, to the centimeter.



4.0x

Working distance range
35-55 cm

Weight
58gr



4.8x

Working distance range
35-55 cm

Weight
59gr



5.5x

Working distance range
35-55 cm

Weight
60gr





admetec ergo

Your body wasn't designed
to bend over patients
for hours on end.

The problem

Static, often contorted positioning causes micro-traumas to muscles, joints, and ligaments - daily damage that increases faster than the body can heal.

Over time, these slowly progressing injuries can develop into cumulative trauma disorder, resulting in chronic back and neck pain that impacts - and even cuts short - the careers of too many talented practitioners.

Our solution

Ergo loupes are the first truly ergonomic, custom-designed loupes that work with the body's biomechanical design rather than against it.





Without Loupes



Regular Loupes



Ergo Loupes

What are ergonomic loupes?

Ergonomics aims to eliminate the sources of discomfort and reduce the risk of injuries from work-related activities by adapting the work environment to the individual's needs.

Historically, every innovation in loupes was labeled “ergonomic” because it provided better working conditions. Unfortunately, reducing physical strain without eliminating the problem of harmful habitual working posture led practitioners to assume that completely solving the issue was impossible. Countless practitioners accepted bending, straining, contorting, and the resulting pain as a normal part of their work.

It doesn't have to be that way. It shouldn't be that way - that's why we developed Admetec Ergo.

The groundbreaking design of these loupes eliminates the need to compromise your health for the sake of patient care. Ergo loupes liberate you from the need to lean forward or gaze downward to see close. They enable practitioners to maintain a neutral upright position, eyes relaxed, looking straight ahead – the posture we naturally assume for most of our waking hours. This ergonomically correct working position significantly reduces strain on the back, neck, and eyes, protecting your health and career longevity.

Minimizing discomfort has the added benefit of enabling more efficient work and, in turn, higher-quality patient care.

Admetec customization ensures that each practitioner receives loupes crafted for their unique measurements, working distance, and personal style.

Ergonomic loupes

Admetec Ergo comes in 6 magnifications.

Designed specifically for your working distance, to the centimeter.



3.0x

Working distance range
35-70 cm

Weight
51gr



4.0x

Working distance range
35-70 cm

Weight
52gr



5.0x

Working distance range
35-70 cm

Weight
53gr



6.0x

Working distance range
35-70 cm

Weight
53gr



7.5x

Working distance range
40-70 cm

Weight
54gr

The highest ergonomic magnification power available for the pinpoint accuracy you need.

10x magnification power

Working distance range
40-70 cm

Weight
58gr

Ergo prism technology developed by Admetec





Lightweight, Polycarbonate lenses for durability and a premium image



Ocular lenses from the Japanese world leader in glass lenses manufacturing, FUJITOK®

Powerful lighting. Ultra-lightweight. Wireless.

Meet the Butterfly EVO, Admetec's cordless headlight series, featuring two models designed for optimal efficiency.

- 
Lightweight
 Ergonomically designed to rest lightly on your loupes
- 
Cordless
 Freedom of movement increases comfort and efficiency
- 
User-friendly controls
 Simple operation with tap controls for ON/OFF and light intensity
- 
Charging indicator display
 Always know your battery's charging status



Butterfly™ EVO

Butterfly combines effective lighting in an ultra-lightweight, easy-to-use, wireless configuration.

Intensity	Weight	Run time	Charge time
35k LUX	24 gr	2 hrs	1.25 hrs
Yellow filter	Batteries	Color temp	
External filter	3 pcs	5,750K	



Butterfly-S™ EVO

Butterfly-S provides stronger light intensity to enable work with higher magnifications.

Intensity	Weight	Run time	Charge time
55k LUX	29.5 gr	2 hrs	1.5 hrs
Yellow filter	Batteries	Color temp	
External filter	3 pcs	5,750K	





Wired headlamps



Orchid™

Intensity	Weight	Run time	Charge time
80k LUX	9 gr	6 hrs	2.5 hrs
Yellow filter	Batteries	Color temp	
External filter	2 pcs	5,750K	



Orchid-F™

Intensity	Weight	Run time	Charge time
80k LUX	9 gr	6 hrs	2.5 hrs
Yellow filter	Batteries	Color temp	
Built-in	2 pcs	5,750K	



Orchid-E™

Intensity	Weight	Run time	Charge time
150k LUX	11 gr	6 hrs	2.5 hrs
Yellow filter	Batteries	Color temp	
Built-in	2 pcs	5,750K	



Orchid-S™

Intensity	Weight	Run time	Charge time
220k LUX	11 gr	4 hrs	2.5 hrs
Yellow filter	Batteries	Color temp	
External filter	2 pcs	5,750K	



For further assistance choosing the best light for your loupes, we recommend consulting your sales representative and/or reviewing our online guide. www.admetec.com/how-to-choose-headlight-for-loupes/

admetec flamingo™

Integrated Full HD wireless camera and headlight
for your loupes.





Seeing inside a patient's mouth is difficult.
It's even more difficult to share what you see with someone else.



Most people love documenting the things that matter to them. Passionate doctors have a number of reasons to want to record their work:



Easy Documentation

Simplifies live documentation during procedures, ensuring clear, instant visual sharing.

Teaching tool

Serves as a dynamic teaching aid, allowing real-time demonstrations to colleagues and students, enhancing learning experiences.

Confidence building

Builds patient trust and positions your practice as a cutting-edge, tech-forward authority in dental care.

Flamingo™ features

Wireless Camera & Headlight

Flamingo is highly effective due to its integration of powerful lighting (60K Lux) and a Full HD camera (1080p | 30fps). The integrated design ensures that the camera stays aligned with the illuminated area, recording a high-quality, correctly lit image without shadowing that occurs when the light source is on the overhead unit.

Ultra-lightweight - just 19 grams!

As a manufacturer of loupes, we know that every gram matters. That's why we designed Flamingo to be an ultra-lightweight ergonomic extension of your loupes.

Focus set at your unique working distance

We designed Flamingo with manual focus that, once set at your unique working distance, remains in focus because ergonomics matter. Auto-focus functionality would add extraneous weight and unpleasant disorientation, both of which cause physical strain and stress. The focus is set at your working distance once, before you begin working, and then you are good to go.

Unrestricted movement

Admetec's PowerPack battery enables freedom of movement with just one cable. Flamingo comes with 2 batteries so you can charge one while using the other.

Battery run time according to how you use Flamingo:

Only as a light source or as a camera: 8 hours

Camera and light: 4 hours

Real-time broadcast via WiFi

Flamingo wireless transmission projects directly to the computer, turning explanations of what you are doing into live demonstrations for colleagues and students.

Admetec proprietary software

Our software enables video editing, including taking quality screen captures, and automatic software updates.









What style makes your heart sing?

You're still YOU while you are at work. That's why we made sure to provide a wide variety of frames that allow you to express your unique personality and work in comfort.



Blues

-  Navy Blue
-  Bronze & Light Blue
-  Black
-  Pink
-  Purple & Grey
-  Rose Gold








Indie

-  Champagne
-  Orange Lava
-  Midnight Blue
-  Black
-  Turquoise
-  Green








Soul

-  Pink
-  Brown & Light Blue
-  Burgundy & Gold
-  Black
-  Turquoise
-  White Snow



Jazz

-  Red & Black
-  Orange & Black
-  Blue & Black
-  Green & Black
-  Turquoise & Rose Gold



Swing

-  Black
-  Blue
-  Graphite
-  Red
-  Rose Gold
-  White



Progear®

-  Red & Metallic Brown
-  Deep Green & White
-  White & Blue
-  Black



Bollé®

-  Gun Brown





Convenient. Compact. Shockproof.

Your Admetec experience extends beyond working hours. What happens when you are not working with your loupes and light? Where do you put them? How do you protect and maintain them in good condition over time? If you work in more than one clinic, how do you take your loupes and light back and forth? That's why we designed convenient, compact, shockproof cases for each set of Admetec products.

Butterfly (all models)

3 batteries | Charging pad and cable | Loupes | User Manual



Orchid (all models)

2 PowerPacks | Charger | Loupes | User Manual

Loupes

Lanyard | Microfiber cloth | User Manual



Around the world, we've got your back.



Armenia
Australia
Azerbaijan
Belarus
Brazil
Bulgaria
Cambodia
Canada
China
Cyprus
Czech Republic
France
Georgia

Germany
Greece
Guatemala
Honduras
Hungary
India
Italy
Israel
Japan
Kazakhstan
Kenya
Kosovo
Latvia

Lithuania
Malaysia
Netherlands
New Zealand
Norway
Palestine
Panama
Philippines
Poland
Romania
Singapore
Slovakia
South Korea

Spain
Sri Lanka
Sweden
Switzerland
Taiwan
Thailand
Turkey
Ukraine
United States
United Kingdom
Vietnam



Find your distributor:
www.admetec.com/distributors

Seeing passion
in the details





We've got **your back.**

Admetec designs, develops, manufactures, and distributes handcrafted, custom-fitted magnifying loupes and LED headlamps as well as an integrated camera and headlight. We specialize in creating products that are exceptionally lightweight, convenient to use, and ergonomic – enabling you to focus on being effective while we focus on your comfort.



+972-4-989-0747 info@admetec.com www.admetec.com